


THE CURTAIN DRAIN™

OUR PATENT PENDING SOLUTION FOR
“FLOODING SURFACE WATER” BY THE HOME

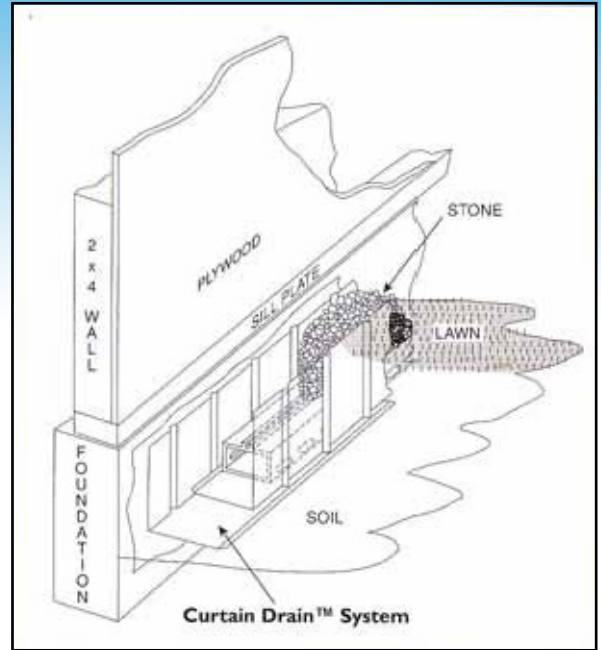
It is common for homes, at the base of hills or inclines, to have water pooling at the home's foundation. These pools occur during heavy rain falls when water has no where else to go, but by your home foundation. It then penetrates into the basement, by seeping under the siding and plywood, and over the foundation. 1-800-Busy Dog® Basement Technologies' patent-pending, **Curtain Drain™**, is designed to eliminate water from entering the basement due to exterior pooling. The **Curtain Drain™** will take the threatening water by the foundation and route it to an area of no concern to the home.

Due to extreme unpredictability of exterior environments, we cannot warranty exterior systems. However, we proudly


proclaim, as a result of already installed **Curtain Drain™** systems that these systems work phenomenally.



Our **Curtain Drain™** system is an economical and effective system for added peace-of-mind. In addition, we can install our Finish White® panels to an interior full perimeter water trek system, which will allow water to flow behind them.



We always recommend our patented interior system, The Water Trek Aqua Route®, be installed in conjunction with the exterior **Curtain Drain®**.




A 9" deep trench is dug along the base of the home for the patent-pending Curtain Drain™ to sit in. We install our patented Water Trek Aqua Route® conduit in the base of the Curtain Drain™. This insures no dirt or debris will clog the route of the water to the Bubbler Pot™ or the Lawn Magnum® (see Lawn Magnum® brochure) at the end of the Curtain Drain®. The water exits through the top of the Bubbler Pot™ onto the lawn or our Lawn Magnum® can be installed to dispense the water underneath the lawn.



A TRENCH IS DUG IN THE EFFECTED AREA WHERE WE INSTALL OUR DOUBLE CURTAIN DRAIN™ PROTECTOR TO STOP DIRT FROM CLOGGING OUR WATER TREK AQUA ROUTE® CONDUIT.


THE WATER TREK AQUA ROUTE® IS INSTALLED IN THE PROTECTED TRENCH



A SPECIAL "COVER PIECE" IS INSTALLED OVER THE TRENCH PROTECTOR STOPPING WATER FROM GETTING TO THE SILL PLATE.



STONE IS BACKFILLED INTO THE CURTAIN DRAIN™ SYSTEM. GRAY IS THE STANDARD COLOR USED. WHITE OR OTHER COLORS CAN BE SUBSTITUTED UPON REQUEST.



THE TRENCH IS BACKFILLED WITH DIRT ONCE THE CURTAIN DRAIN™ SYSTEM IS INSTALLED.



WITH BDBT'S CURTAIN DRAIN™, WATER IS DIVERTED FROM THE HOME TO ANOTHER AREA OF YOUR LAWN.



THE LAWN MAGNUM®, DESIGNED BY BDBT AND A CANADIAN ENGINEERING FIRM, CAN DISPENSE MOST WATER UNDERNEATH THE LAWN.



WATER IS DISPENSED ONTO THE LAWN SURFACE WITH THE BUBBLER POT™.



FINISHED CURTAIN DRAIN™ VARIOUS COLORED STONE ARE AVAILABLE

